



TECH PACKET AND VENUE INFORMATION

**SOUTHERN DOOR
COMMUNITY AUDITORIUM
2073 COUNTY DK • BRUSSELS, WI 54204**

TABLE OF CONTENTS

General/Contact Information..... 3

Theatre Policies, Safety Regulations4-5

Seating..... 5

Stage and Support Areas..... 5-6

Rigging, Rigging Schedule, Soft Goods..... 6-7

Lighting, Special Effects..... 7-10

Projection, Video 10

Audio..... 11-12

Properties, Wardrobe13

Diagrams and Layouts

 Facility Pictures 14-15

 Seating Chart 16

 Lighting Circuit Layout 16

 Site Map 17

SOUTHERN DOOR COMMUNITY AUDITORIUM

GENERAL INFORMATION

The Southern Door Community Auditorium is a 592-seat proscenium theater that opened in 1992. It not only hosts frequent school functions throughout the year but numerous community events and outside rentals. Located within a very short distance from Highway 57, the Southern Door Community Auditorium is the southernmost performing arts center in beautiful Door County. It is a 30-minute drive from Green Bay and only 10 minutes from Sturgeon Bay. The space features state-of-the art lighting, scene shop, dressing rooms, orchestra pit, box office, lobby, concession area--all in a naturally-splendid acoustical space.

Mailing/Physical Address: 2073 County DK
Brussels, WI 54204

Website: <http://sdauditorium.org>

General Information/Box Office: boxoffice@sdauditorium.org

Programming Director Cory Vandertie
Phone: 920.676.1920
Email: cvandertie@sdsd.k12.wi.us

Technical Director Josh Lardinois
Phone: 920.365.6085
Email: jlardinois@sdsd.k12.wi.us

SOUTHERN DOOR COMMUNITY AUDITORIUM

THEATER POLICIES

1. The auditorium and all support spaces are property of the Southern Door County School District. Artists must follow all policies set forth by the district.
2. Smoking or the use of any tobacco or alcoholic products is strictly prohibited within the theater or anywhere on school district property. If this is an integral part of the staging, please contact the Technical Director for up-to-date relevance and clarification.
3. Food, beverages and gum are not allowed anywhere within the theater. Bottled water is allowed in designated safe areas as determined by the Technical Director.
4. Any strobe, pyrotechnic, atmospheric or gunshot effects must be clearly posted via lobby signs and announced in pre-show announcements.
 - a. Above-mentioned effects must be approved by the technical director no later than two weeks prior to use.
 - b. Special permits are not required for the operation of special effects; only crew members pre-approved by the Technical Director may operate any special effects.
 - c. Any consumable effects, including pyrotechnic cartridges and confetti/streamers, will be purchased by the SDCA but billed to the rental party.
 - d. Administration reserves the right to reject requests for any reason without warning.
5. The Southern Door Community Auditorium is a non-union house. There are two paid part-time directors; show hands and other support staff are a mix of student and adult volunteers.
6. Glitter is not allowed on stage or in the house; any cleaning due to these items will be billed to the rental party.
7. The theater is equipped with Wi-Fi. To connect, refer to your OS instructions on how to connect to the wireless guest network - *SD Guest*.
8. Lagging or screwing into the deck is not permitted.
9. Current (up-to-date) certifications are required for any outside soft goods brought in that will be used onstage. These must be provided no later than two (2) weeks prior to scheduled load in.
10. House policy allows for exterior doors into the lobby to be opened one hour prior to curtain; house doors into the theater open 30 minutes prior to curtain.
11. Only professional grade painter's tape (blue), gaff/spike tape, electrical tape, and glow tape are allowed.
12. All emergency exit doors and paths must remain accessible and free from obstructions at all times.
13. The upstage crossover must remain unblocked. No items can be stored in the crossover at any time.
14. Other than seeing-eye dogs or similar service animals, no animals are allowed anywhere in the building.
15. Large cast events must be accommodated in our backstage, dressing room, and shop area. Front-of-house restrooms or lobby areas are reserved for patrons and cannot be used for makeup and dressing.

THEATER SAFETY

As in any situation, common sense and prudence go a long way in theater safety. The following is intended to be a guideline for a safe working and performance environment.

1. Telephones are located in the scene shop, lighting and sound booths, and box office.
Dial "9" to get an outside line (local only). It is not possible to call long distance without your own personal access card.
2. First Aid kits are located in the scene shop and sound booth. Misuse will not be tolerated. You may be charged for any supplies deemed wasted. We strongly encourage you to provide ice or ice packs for dances for

SOUTHERN DOOR COMMUNITY AUDITORIUM

non-emergency use.

3. No bare feet, socks or open-toed shoes will be permitted onstage or in the technical support areas unless it is an integral part of the performance.
4. An adult must accompany performers under 14 years of age when they are not onstage.
5. Only persons approved by the Technical Director and over the age of 17 may operate personnel lifts or perform work on the catwalk.
6. Only performers and stage crew and approved persons are allowed onstage, backstage or in any support areas.
7. No running or otherwise obnoxious behavior will be allowed anywhere within the theater.
8. No iPods or MP3 players with headphones or music from a stereo is allowed during calls which involve set construction, tech hangs/focuses, or set strikes.

SEATING

Total Capacity: 592 (580 fixed), American-style theater seats; **orchestra:** 299 fixed; **loge:** 281 fixed.

Handicapped seating (orchestra): 12 seats.

The Orchestra Level is raked with staggered seats. Seats that are house left of the center aisle are odd-numbered; seats that are house right of the center aisle are even-numbered.

The Loge Level is tiered with staggered seats. The Loge Left section consists of odd-numbered seats; the Loge Center section consists of consecutively-numbered seats, and the Loge Right section consists of even-numbered seats.

► JUMP TO SEATING CHART

STAGE AND SUPPORT AREAS

Proscenium Opening:	43' wide x 16' high
Depth:	Plaster line to cyc: 27'-6" Plaster line to back wall: 30'
Apron:	13'-7" at center; curves to 9'-4" at SL/SR end
Wing Space:	SL: 7'-4"; SR: 25'
Orchestra Pit:	Depth: 9' at center; curves to 4'-7" at SL/SR end; Width: 50' Pit height is not adjustable. Orchestra Pit has 15 removable traps.
Stage to Orchestra Pit:	6'-6"
Stage to Seating Floor:	3'-6"
Stage Floor:	¾" tongue-and-groove plywood on neoprene pads over concrete; finished with semi-gloss black latex paint. There are no traps on stage. Lagging or screwing into the deck is not permitted.
Crossover:	US of Cyc; 2'-6" wide
Scene Shop:	35' wide x 30' deep
Loading Dock:	Access is around the back of the high school across from the baseball field. Limited

SOUTHERN DOOR COMMUNITY AUDITORIUM

driveway width prohibits turnarounds or loading/unloading of semi trailers. Once unloaded, vehicles cannot stay in the loading area.

Dock Height:	Street and stage level; no ramps or levelers available.
Dock Door:	Overhead door - 8' wide x 8'-6" high
Stage Access:	Directly adjacent to scene shop, SR of stage
Dressing Rooms:	<i>Reference Wardrobe</i>
Parking:	Limited cast and crew parking is available along the service drive behind the auditorium. Ample free parking is available surrounding the auditorium in the elementary/middle school and high school lots. All parking lots are lit and paved. Handicapped parking is available close to the auditorium entrance.

JUMP TO SITE MAP

RIGGING

System:	Dead hung; limited ability to alter.
Personnel Lifts:	Two scissor lifts and one manual Genie lift are available for light focus and hangs, rigging of scenic elements and soft goods, etc.
Additional Tracks:	(3) 46' wide full stage curtain tracks available for backdrops or other scenic elements; trim height of approximately 21'.
Electrics:	Trim heights: 1 st Electric – 19'; 2 nd Electric – 21'; 3 rd Electric – 24'
Rigging Points:	There are no structural rigging points available.

RIGGING SCHEDULE

Distance	Description
0'-6"	Grand Curtain
1'-2"	Grand Teaser
3'-0"	1 st Electric
4'-8"	1 st Leg
5'-9"	Open track – full stage
6'-6"	Open track – full stage
9'-2"	2 nd Border
10'-4"	2 nd Leg
11'-0"	2 nd Electric
13'-6"	Mid Stage Traveler
14'-4"	Open track – full stage

SOUTHERN DOOR COMMUNITY AUDITORIUM

18'-8"	3 rd Border
18'-10"	3 rd Leg
22'-4"	3 rd Electric
23'-0"	4 th Leg
26'-10"	Up Stage Traveler
27'-3"	Cyclorama

SOFT GOODS

All soft goods are made of Memorable Velour with 50% fullness unless otherwise noted.

Grand Teaser:	Maroon; 5'-6" high x 46' wide
Grand Curtain (traverse):	Maroon; 18' high x 52' wide
Legs:	<u>1st</u> : Black; 20' high x 11' 9" wide <u>2nd</u> : Black; 20' high x 9' wide <u>3rd</u> : Black; 20' high x 11' 9" wide <u>4th</u> : Black; 20' high x 11' 9" wide
Borders:	<u>1st</u> : Black; 9' high x 48' wide <u>2nd</u> : Black; 5'6" high x 48' wide
Mid stage Traveler (traverse):	Black; 20' high x 23' 5" wide
Upstage Traveler (traverse):	Black; 20' high x 23' 5" wide
Cyclorama:	White IFR Poly; 19' high x 48' wide
Scrim:	(1) black sharks tooth; 19' high x 48' wide
Additional:	(4) 2' wide x 24' high white muslin panels
Certifications:	All soft goods and scenery are subject to inspection by the SDCA. Please provide the SDCA with a copy of certification of flame-retardant treatment upon request.

LIGHTING

ETC Sensor IQ 48 rack with 48 circuits of power for stage lights and a DRd6 Unison Rack with Paradigm for house light control. Any practicals or fixtures that require traditional dimmer will require portable DMX dimmer packs.

Stage Lighting Control

ETC Ion 1000 w/ 6144 output parameters, 2 – 19" touch screens and 2 fader wings (2x20 and 1x20). For control, ETC Net 3 Outputs located in the lighting booth and stage right proscenium wall. ETC Nomad Key and Gadget II are also available for additional computer/laptop control options.

House Light Control

ETC preset stations (back stage left, mid-house right, back-house right) and two touchscreen panels (back stage right and

SOUTHERN DOOR COMMUNITY AUDITORIUM

lighting booth). House lights can also be controlled through the board.

DMX and Data Distribution

ETC Net3 DMX outputs available from all lighting positions and by each follow spot bay. There are four Net3 network drops (proscenium wall stage left and right and upstage wall left and right) with portable gateways/nodes available (2) ETC Net3 one-port and (1) ETC Net3 two-port.

Lighting Positions:

- Catwalk: 40' throw; approximately 60 degrees
- House Rail: 60' throw; approximately 35 degrees
- Box Boom 1 (SL and SR): 9' throw; height from 12'-6" to 24'-6"
- Box Boom 2 (SL and SR): 27' throw; height from 12'-6" to 24'-6"
- Electric 1: 19' trim
- Electric 2: 21' trim
- Electric 3: 24' trim

Relays: total of 48 - 20A circuits

- Catwalk:
- Box Boom 1:
- Box Boom 2:
- House Bar:
- Follow Spot Bay: 2
- Electric 1
- Electric 2:
- Electric 3:
- Thrust Floor Pockets: 2
- Orchestra Pit Floor Pocket: 1
- Off-SL/SR Floor Pockets: 6
- Ground Row Floor Pockets: 1

JUMP TO DIMMER CIRCUIT LAYOUT

LIGHTING FIXTURE INVENTORY

<u>Fixture Type</u>	<u>Manufacturer</u>	<u>Quantity</u>
Source Four LED Series 2 Lustr	ETC	80
14° Lens Tube	ETC	6
19° Lens Tube	ETC	26
26° Lens Tube	ETC	30
36° Lens Tube	ETC	23
36° ED Lens Tube	ETC	6
50° LED Lens Tube	ETC	18
Desire D60 Vivid	ETC	21
Medium Round Diffuser	ETC	21
Wide Round Diffuser	ETC	21

SOUTHERN DOOR COMMUNITY AUDITORIUM

4-leaf Barn Door	ETC	21
ColorSource Cyc	ETC	14
Rogue R2 Wash	Chauvet	15
Maverick MK2 Spot	Chauvet	12
Oz	Robert Juliat	2
Midget HP 1209	Lycian	2

Follow Spots

- (2) Robert Juliat Oz - located in the sound/light booths; 90' throw. Equipped with Telrad sight.
- (2) Lycian Midget HP 1209 - located on the catwalk; 40' throw. Equipped with Telrad sight.
- (2) City Theatrical ETC Source 4 Series 2 LED Follow Spot handles

Accessories

- (30) Source Four "A" template holders
- (10) Source Four donuts
- (10) Source Four Glass Pattern Holder
- (1) GAM Film/FX Loop Tray
- (18) Source Four "B" template holders
- (2) Source Four Iris (manual)
- (1) Rosco Double Gobo Rotator

Cable and Mounting Equipment

- **Power Cable**
 - powerCON: 5' - 40; 10' - 49; 25' - 10
 - powerCON TRUE1: 5' - 10; 10' - 10; 15' - 3; 25' - 5
 - Stage pin (3 pin): 5' - 22; 10' - 25; 25' - 20
- **Dimmer/Switch Packs**
 - Elation Uni Bar: 6
- **Adapters**
 - powerCON: 3-pin M to powerCON Blue - 12; 3-pin M to powerCON TRUE1 - 14; 5' TRUE1 to powerCON Blue - 4; 5' powerCON Gray to TRUE1 - 4.
 - 3-pin: twofer - 28; Edison M to 3-pin F - 3; 3-pin M to Edison F - 3
- **Data Cable**
 - DMX cable, 5-pin: 5' - 60; 10' - 110; 15' - 3; 25' - 17; 50' - 2; 100' - 1; 150' - 1; terminators - 16
 - EtherCON: 10' - 4; 25' - 2

Mounting Equipment

- (8) boom bases
- (7) 12" single-fixture floor bases
- (1) 12' boom pipe (1.5" OD)
- (8) 10' boom pipes (1.5" OD)
- (2) 12"x24" double-fixture floor bases

Gobos - we stock a variety of both Rosco and Apollo gobos.

SPECIAL EFFECTS & ATMOSPHERIC EFFECTS

- (2) 1" diameter confetti cannon
- (4) 2" diameter confetti cannon

SOUTHERN DOOR COMMUNITY AUDITORIUM

- (1) Antari ICE-101
- (2) Antari S-500 Snow Machine
- (3) Chauvet Pro Vesuvio II
- (2) Chauvet DJ Cumulus
- (1) Le Maître 6/24 Pyro Flash Controller
- (3) Le Maître Twin Pyro Flash Pod
- (1) Rosco Delta 3000
- (1) Rosco V-Hazer

PROJECTION

Digital Scenic Projector: Epson Pro L1505UNL (12,000 lumens); WUXGA native resolution; equipped with short-throw power lens. Projector is hung from the 2nd Electric with focus on cyclorama.

House Projector: Epson PowerLite Pro Z9900WNL (9,200 lumens); WXGA native resolution. Projector is mounted on the back wall of the auditorium above the sound booth.

Screen: motorized 18' diagonal HD screen in 16:9 format; permanently hung immediately US of proscenium; controlled in booth.

Inputs: sound booth: DVD (Blu Ray), VGA and HDMI; stage right TFP: HDMI and VGA.

Playback: in order to guarantee playback of your media, it must be received by the Technical Director no later than 72 hours before the event.

Control/switching: a Creston desk interface controls all aspects of the projection system. Switching and scaling is provided by an Atlona 4K/UHD, 6-Input Multi-Format Switcher.

VIDEO - HOUSE FEED

Auxiliary output from ATEM switcher distributes to the following locations: box office, dressing rooms, lobby, orchestra pit, backstage (left and right) and high school band room.

VIDEO - RECORDING/LIVE STREAMING/iMAG

iMAG utilizes the motorized HD projection screen that dropped down from the proscenium and permanently-mounted Epson projector. Input feeds into the ATEM switcher include house projection system feed, lighting computer and cameras. The Auxiliary output feeds the house video feed. *For reproduced works, performing artists/groups must secure proper license(s) prior. Memory cards are the responsibility of the performing artist.*

The following equipment is available:

- (2) Sony PXW-X70 Pro XDCAM Camcorder (additional camera available by request)
- BlackMagic Design ATEM Production Studio 4K Live Switcher
- Matrox Monarch HD (streaming/recording)
- (2) Magnus VT-4000 Tripod System
- (2) Various manufacturers - Grip Shoulder Support Rig

SOUTHERN DOOR COMMUNITY AUDITORIUM

AUDIO

Power: circuits with 20-amp outlets available throughout the house and on stage.

Mix Positions: main position is in the sound booth at rear of the loge center section; approximately 72' from stage. House mix position can be created by removing handicap seats in orchestra center-right (Rows J & K, seats 104-108); approximately 32' from stage.

Cable Paths: if a snake is used to the house mix position, it needs to run from stage and hug the house right wall and make a 90-degree turn behind the last row of Orchestra seating. Two cable ramps—(1) 3' and (1) 5'—are required to conceal snake/cable crossing the aisles. A 100' snake will be adequate for proper routing to house mix position.

Audio Inputs: 14 XLR microphone inputs – 14 on stage (4 - each SL and SR on proscenium wall, 2 - each SL and SR in floor pockets, and 2 in the orchestra pit).

Audio Outputs: 4 monitor feeds, 2 each stage left and right, are available with Speakon connections.

Digital stage boxes: (1) Yamaha Tio 1608-D is available providing 16 inputs and 8 outputs.

Network Tie-Ins: 4-Cat6 connections are available (2 each stage left and right) a pack in the main sound rack.

House Console: Yamaha DM7. Remote control available via iPad. Additional consoles: Yamaha QL5, Yamaha LS9-32.

House (Mains) System: 2 arrays are hung stage left and stage right of the proscenium. Each array features 4 powered cabinets (JBL VRX932LA) and 1 powered sub (JBL VRX918S/P). System is used in mono but does have separate left and right channel outputs. Subs are currently tied proportionally to left and right outputs but has ability to be re-programmed as an independent output. Settings cannot be adjusted by road engineers/audio technicians. Processing is provided via a BSS Soundweb London BLU-100.

House Front Fills: is available and consists of four Innovox Audio SL-2.1 RH and is delayed and tuned to the main arrays. Processing is provided via a BSS Soundweb London BLU-100.

Monitor Mixes: control is from the house console - Yamaha DM7. Yamaha QL5, Yamaha LS9-32 also available.

Stage monitor mixes - four mixes are available via Speakon jacks(two stage left and two stage right).

In-ear monitors - four separate mixes. Systems are Sennheiser ew 300 G3/G4.

Assisted Listening System: Listen Technologies FM System with (4) personal amplifier units and ear buds. System operates at 216 MHz.

Production Communication:

Wired: Two-channel ClearCom wired system available with positions in the light booth, by each spot (2), catwalk (2), floor pocket (Loge Center, Row L), mid-house SL and SR (2), front- house SL and SR (2) – these positions are all terminations for belt packs. Six (6) two-channel belt packs are available with single-ear headsets.

Wireless: Four EarTec wireless headsets can also be interfaced with the ClearCom system.

Wired Microphones:

(1) AKG C535	(1) Sennheiser e609
(2) Audix D2	(1) Sennheiser e835
(1) Audix D4	(1) Shure Beta 57
(1) Audix D6	(2) Shure Beta 58
(5) Audix i5	(1) Shure MX418C
(3) Crown PCC-160	(4) Shure SM58
(1) Electro-Voice RE20	(4) Shure SM81

Wireless Microphones:

SOUTHERN DOOR COMMUNITY AUDITORIUM

Total of 30 receivers: (11) G3 100, (7) G3 300, (1) G3 500, (9) G4 300 and (2) G4 500.

- | | |
|---|------------------------------|
| (32) Sennheiser Evolution Receivers | (17) Sennheiser e* Handhelds |
| (32) Sennheiser Body packs | (19) Countryman E2 |
| (29) Countryman E6 | (5) Sennheiser ME2 |
| (5) Sennheiser ME4 | (3) Countryman Isomax I2 |
| (3) Sennheiser 908 | (4) Sennheiser e 908 B-ew |
| (2) DPA 4099 CORE+ (w/ variety of mounts/clips) | |

DAWs, Interfaces, Pickups

- | | |
|-------------------------------------|---|
| (5) CI1 Instrument Cables | (2) Whirlwind Director |
| (2) Pro Co CB-1 | (3) Vu Precision |
| (1) Countryman DT85 | (1) Whirlwind pcDI |
| (1) Whirlwind podDI | (1) Barcus Berry 4000 |
| (1) JK Audio QuickTap | (1) Barcus Berry 3100 |
| (1) Whirlwind PodMixAI | (1) Whirlwind MicMutePPD |
| (1) Radial Engineering SB-48 | (2) Focusrite Scarlett 2i2 3G |
| (2) Radial Engineering J48 (active) | (2) Radial Engineering Pro DI (passive) |

Microphone Stands

- (6) table-top chrome base
- (14) Ultimate Support black round base w/ one-hand clutch
- (6) Ultimate Support black professional telescoping boom with tripod
- (2) Ultimate Support black professional telescoping boom with triangle base
- (3) Ultimate Support black kick drum/amp
- (5) On-Stage Stands black tripod with telescoping boom

Portable Speakers/Amplifiers

- (4) Yamaha SM12V
- (2) Galaxy Audio HS7

Playback/Recording

- (2) Tascam CD-01U CD Player
- (1) Denon DN-F650R

Cables and Adapters

XLR, Speakon and patch cables and adapters are available in various lengths.

Snakes and Stage Boxes

Digital: (2) Yamaha Rio 1608-D, (1) Yamaha Rio 1608-D2 and (1) Yamaha Tio. The Rios are permanently installed in the sound booth racks. The Tio is mounted in a portable case to be utilized wherever additional inputs are needed.

Analog: (1) Pro Co Stagemaster 75' 16-channel Snake (12 inputs-XLR, 4 sends- $\frac{1}{4}$ "), (1) Whirlwind 4-input sub snake

SOUTHERN DOOR COMMUNITY AUDITORIUM

AUDIO RECORDING

An ambient sound recording system can be utilized to provide further sound reinforcement or audio recordings. The system consists of:

- (8) Audio-Technica U853 microphones – 2 over the thrust and 3 each on the 1st and 2nd Electrics.
- (2) Shure SM81 microphones – arranged in an XY recording pattern over the thrust.
- (1) Denon DN-F650R Solid-State Recorder (recording media - USB drive or SD card)

PROPERTIES

To ensure availability, a minimum notice of two weeks is required before the move-in date. As some items are property of the school district, equipment may not be available for use during school hours.

Carts: Rock 'n Roller Multi-Cart with solid plywood bottom

Music stands: 40 available

Music stand lights: 15 LED stand clip-on style available; require “AA” batteries

Chairs: 60 available; straight-back black, vinyl-covered

Pianos: 6’ Baldwin baby grand, Clavinovas and upright pianos. Tuning can be arranged but is billed to the rental party.

Podiums: (1) wooden (adjustable height); (1) acrylic (dark smoked look)

Risers (choral and band): band: Wenger, four leg heights are available and various riser shapes.

Tables: (2) - 8’; (1) - 6’ **Dance Floor:** none

Orchestra Shell: none

Ladders: (1) 12’ A-frame and (1) 8’ A-frame

WARDROBE

Dressing Rooms: Principle (2): off-SL on stage level; can accommodate 2-3 people each. Equipped with mirrors and make-up stations, clothing racks, counter space, bathroom, television with program feed.

Chorus: band room and chorus rooms can be used as dressing rooms for additional cast members during non-school hours only. A minimum notice of two weeks is required for use of these rooms. Both rooms have a television with program feed.

Ironing: (2) irons; (3) ironing boards

Washer and Dryer: none


Steamer: none

Wardrobe Racks: approximately 10 racks of varying sizes

Showers: located in the school’s locker rooms.

SOUTHERN DOOR COMMUNITY AUDITORIUM

FACILITY PICTURES



House View




Stage View




Driveway to Loading Door



Scene Shop and Loading Door



Lobby and Box Office



Principle Dressing Room

SOUTHERN DOOR COMMUNITY AUDITORIUM



Lighting Control Booth



Sound Control Booth

SOUTHERN DOOR COMMUNITY AUDITORIUM

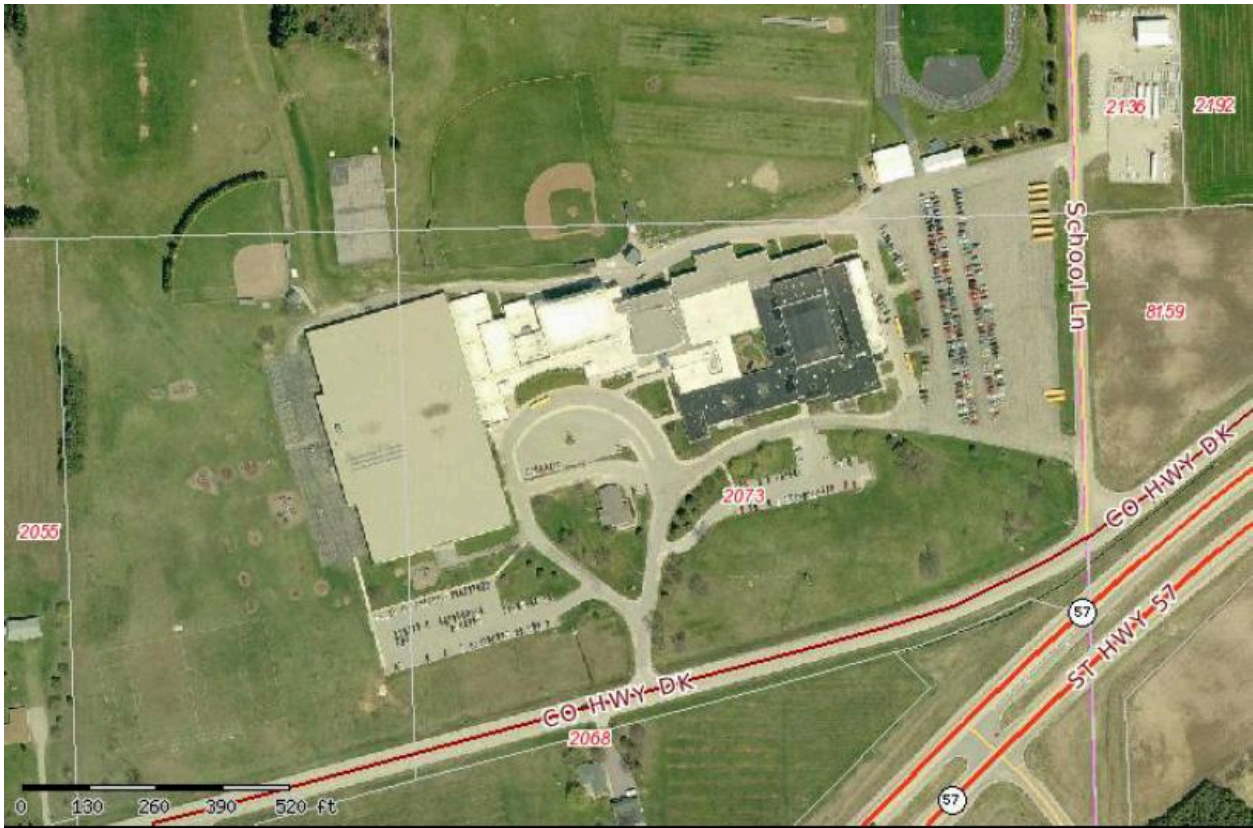
SEATING CHART

STAGE																																					
ORCHESTRA LEFT							ORCHESTRA CENTER-LEFT							ORCHESTRA CENTER-RIGHT							ORCHESTRA RIGHT																
9	7	5	3	1	A	115	113H	111H	109H	107	105	103	101	A	102	104	106	108	110	112	114	116	118	A	2	4H	6										
9	7	5	3	1	B	117	115	113	111	109	107	105	103	101	B	102	104	106	108	110	112	114	116	118	B	2	4	6	8	10							
9	7	5	3	1	C	117	115	113	111	109	107	105	103	101	C	102	104	106	108	110	112	114	116	118	C	2	4	6	8	10							
9	7	5	3	1	D	119	117	115	113	111	109	107	105	103	101	D	102	104	106	108	110	112	114	116	118	120	D	2	4	6	8	10					
9	7	5	3	1	E	119	117	115	113	111	109	107	105	103	101	E	102	104	106	108	110	112	114	116	118	120	E	2	4	6	8	10					
11	9	7	5	3	1	F	121	119	117	115	113	111	109	107	105	103	101	F	102	104	106	108	110	112	114	116	118	120	122	F	2	4	6	8	10	12	
11	9	7	5	3	1	G	121	119	117	115	113	111	109	107	105	103	101	G	102	104	106	108	110	112	114	116	118	120	122	G	2	4	6	8	10	12	
11	9	7	5	3	1	H	121	119	117	115	113	111	109	107	105	103	101	H	102	104	106	108	110	112	114	116	118	120	122	H	2	4	6	8	10	12	
7	5	3H	1	J	123	121	119	117	115	113	111	109	107	105	103	101	J	102	104H	106H	108H	110	112	114	116	118	120	122	J	2	4	6	8	10	12		
9	7	5	3H	1	K	125	123	121	119	117	115	113	111	109	107	105	103	101	K	102	104H	106H	108H	110	112	114	116	118	120	122	K	2	4	6	8	10	12
LOGE LEFT							LOGE CENTER							LOGE RIGHT																							
19	17	15	13	11	9	7	5	3	1	L	110	109	108	107	106	105	104	103	102	101	L	2	4	6	8	10	12	14	16	18	20						
21	19	17	15	13	11	9	7	5	3	1	M	111	110	109	108	107	106	105	104	103	102	101	M	2	4	6	8	10	12	14	16	18	20	22			
21	19	17	15	13	11	9	7	5	3	1	N	111	110	109	108	107	106	105	104	103	102	101	N	2	4	6	8	10	12	14	16	18	20	22			
21	19	17	15	13	11	9	7	5	3	1	O	112	111	110	109	108	107	106	105	104	103	102	101	O	2	4	6	8	10	12	14	16	18	20	22		
19	17	15	13	11	9	7	5	3	1	P	112	111	110	109	108	107	106	105	104	103	102	101	P	2	4	6	8	10	12	14	16	18	20	22			
19	17	15	13	11	9	7	5	3	1	Q	112	111	110	109	108	107	106	105	104	103	102	101	Q	2	4	6	8	10	12	14	16	18	20	22			
19	17	15	13	11	9	7	5	3	1	R	113	112	111	110	109	108	107	106	105	104	103	102	101	R	2	4	6	8	10	12	14	16	18	20	22		
17	15	13	11	9	7	5	3	1	S	TECHNICAL CONTROL													S	2	4	6	8	10	12	14	16	18					
17	15	13	11	9	7	5	3	1	T														T	2	4	6	8	10	12	14	16	18					
17	15	13	11	9	7	5	3	1	U														U	2	4	6	8	10	12	14	16	18					

LIGHTING – RELAY LAYOUT (please ask for updated diagram)

SOUTHERN DOOR COMMUNITY AUDITORIUM

SITE MAP AND DIRECTIONS



From the north: travel south on Highway 57, and turn right to follow the signs to County Trunk DK (South). Turn right onto School Lane followed by a left into the high school's parking lot. Follow the service drive behind the high school.

From the south: travel north on Highway 57, and turn left onto Stevenson Pier Road. At the stop sign, turn right onto County Trunk DK. Take a left onto School Lane followed by another left into the high school's parking lot. Follow the service drive behind the high school.